



**THE GULU App install**  
**安裝THE GULU**

# iOS 應用程式安裝 - 中文版

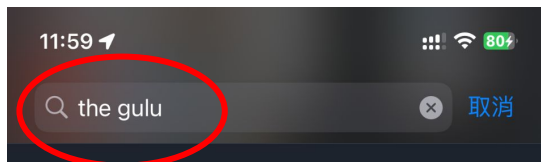
開啟您的應用程式商店



搜尋“the gulu”



按“取得”



# 安卓應用程式安裝 - 中文版


開啟您的應用程式商店



搜尋“the gulu”



按“安裝”

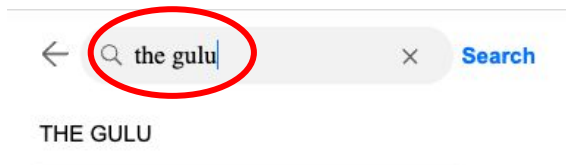


# 華為應用程式安裝 - 中文版


開啟您的華為應用程式  
市場



搜尋“the gulu”



按“安裝”



# iOS App install - ENG version


Open your App store



Search for “the gulu”



Press “Get”



# Android App install - ENG version


Open your Google Play store



Search for "the gulu"



Press "install"

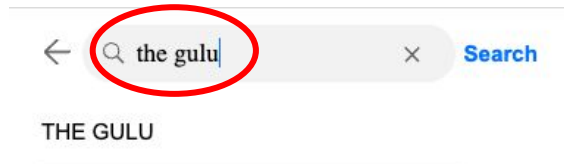


# Huawei App install - ENG version


Open your Huawei  
App Gallery



Search for “the gulu”



Press “install”





**Event registration tutorial**  
**活動報名教學**



# 活動報名教學

在手機點選預訂連結 或  
掃瞄QR code

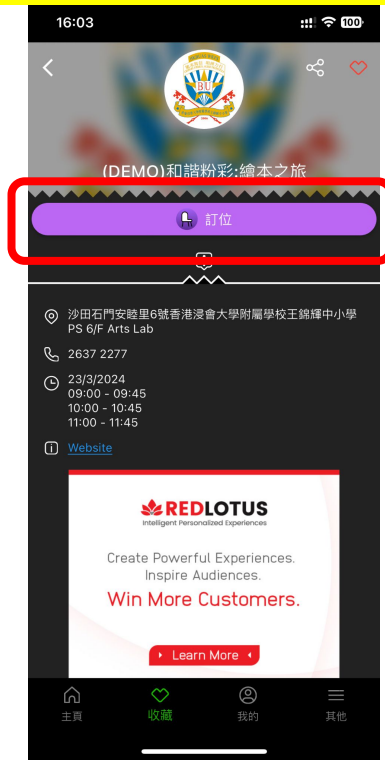
預訂連結:

<https://lite.foodgulu.com/thegulu-rest/mapping/redirect/R112435>

QR code:

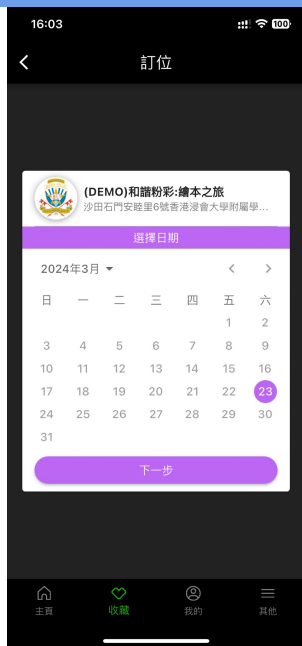


注意: "訂位" 圖示會只會於2024年  
3月5日(星期二)早上10時起出現。



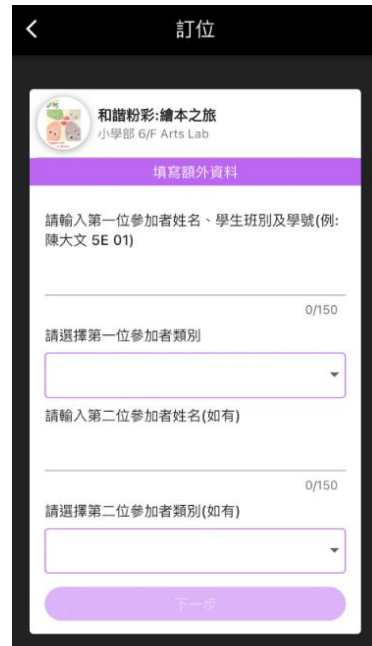
# 活動報名教學

選擇日期和時間  
同一部電話,  
每一節只接受最多一個預訂



輸入聯絡方式

輸入預訂詳情



# 活動報名教學



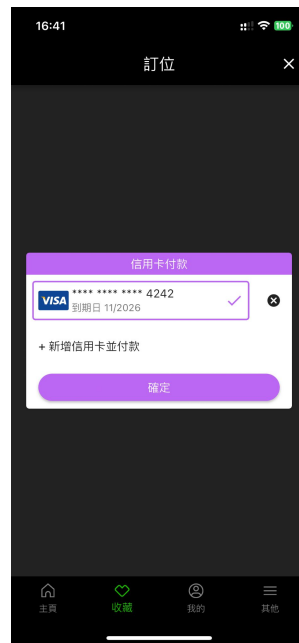
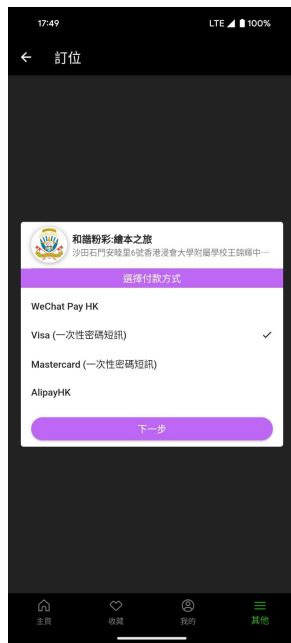
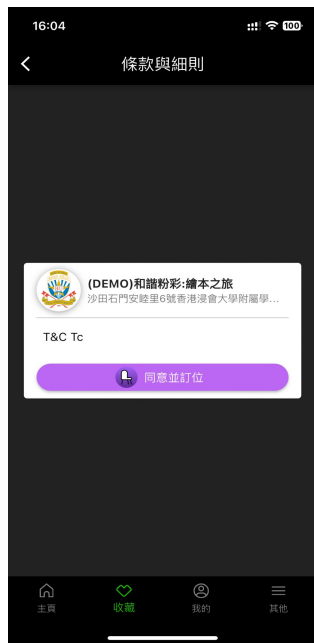
確認預訂詳情

確認條款與細則

選擇付款方式

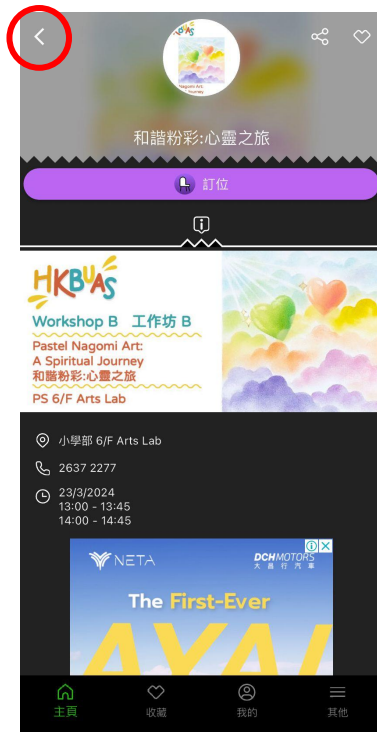
輸入付款詳細信息

完成支付



# 活動報名教學

完成支付後，可以按返回掣“<”，預訂其他工作坊。




# 查閱預訂記錄

所有預訂會儲存在“我的” > “訂位”內，供稍後查閱 或 於活動中使用。



# 預約為“處理中”的應對



1. 如顯示為“處理中”代表付款或出現異常，預約暫未能確認。
2. 約三十分鐘內，系統會自行驗證。
3. 若發現付款成功，就會轉為QR code。
4. 若發現付款失敗，就會轉為“不接納”。家長應重新預約同一個時段 或 預約同其他時段。



# Event registration tutorial

Click the workshop link or scan the QR code with your smartphone.

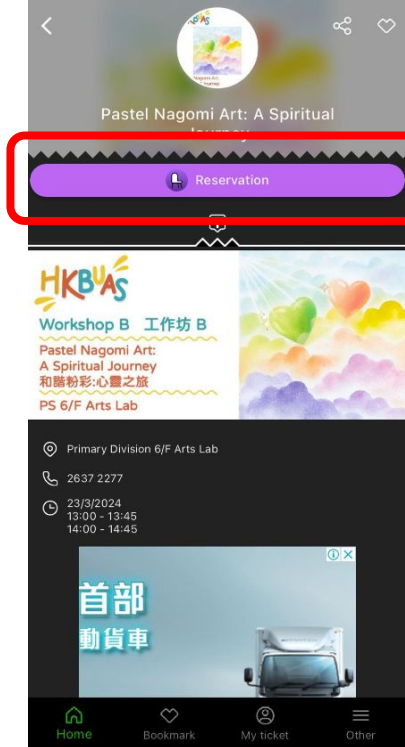
Link:

<https://lite.foodgulu.com/thegulu-rest/mapping/redirect/R112435>

QR code:



Remark: "Reservation" icon will be shown after 10:00 a.m., 5 March 2024.



# Event registration tutorial

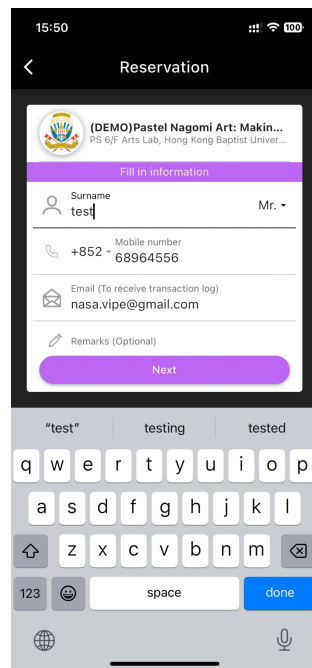
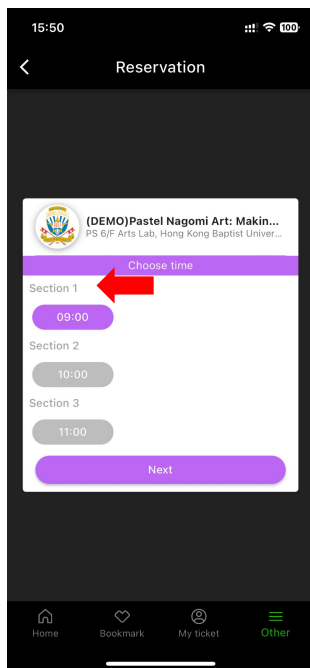
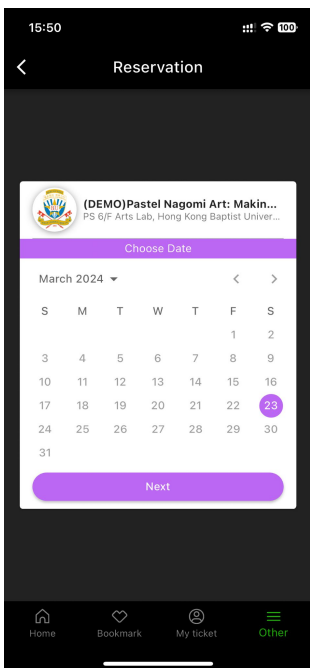
Choose Date & Time  
Only 1 reservation can be made for each  
section **via the same smartphone.**



Enter Contact detail



Enter Booking detail





# Event registration tutorial



Confirm Booking detail



Confirm T&C



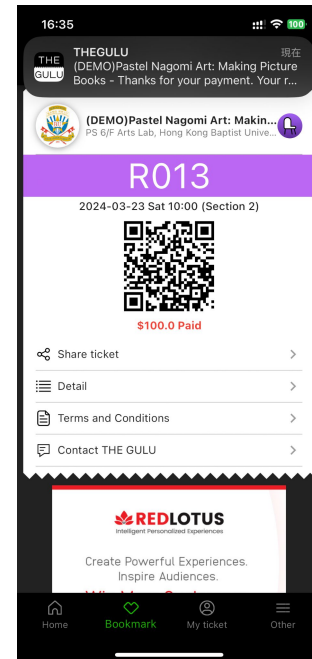
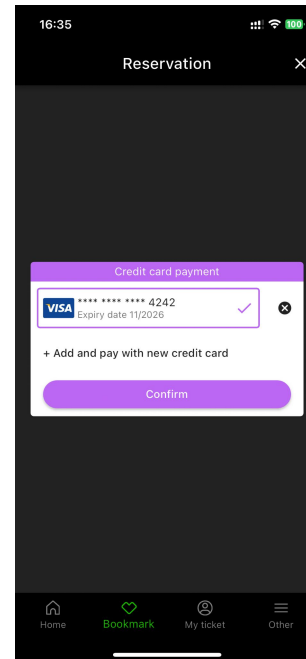
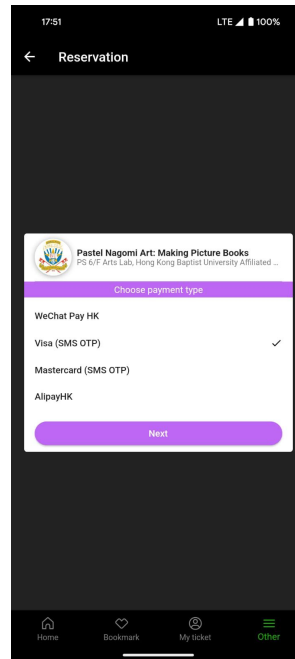
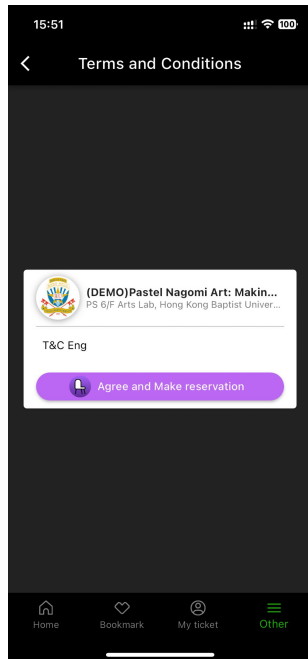
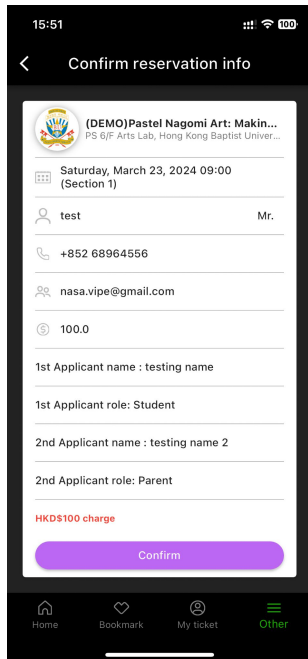
Choose Payment



Enter payment detail

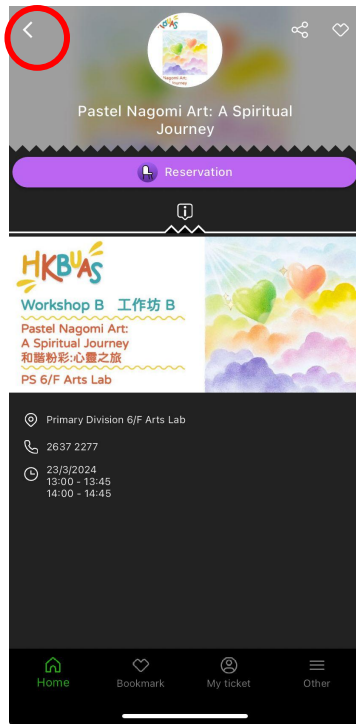
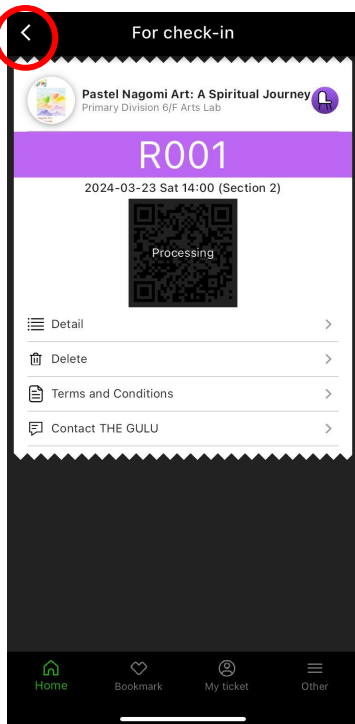


Complete Payment



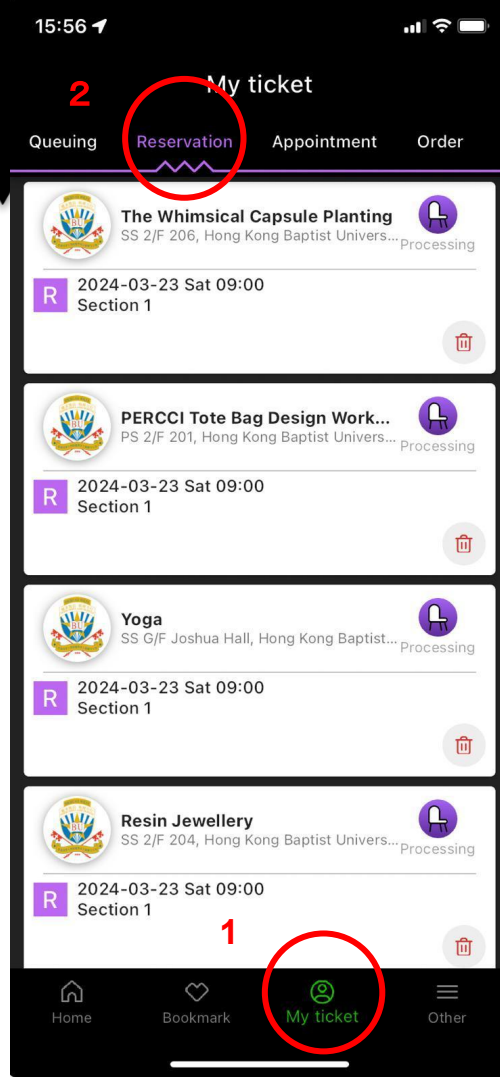
# Event registration tutorial

After making a booking, you may click the return button "<" and reserve another workshops.

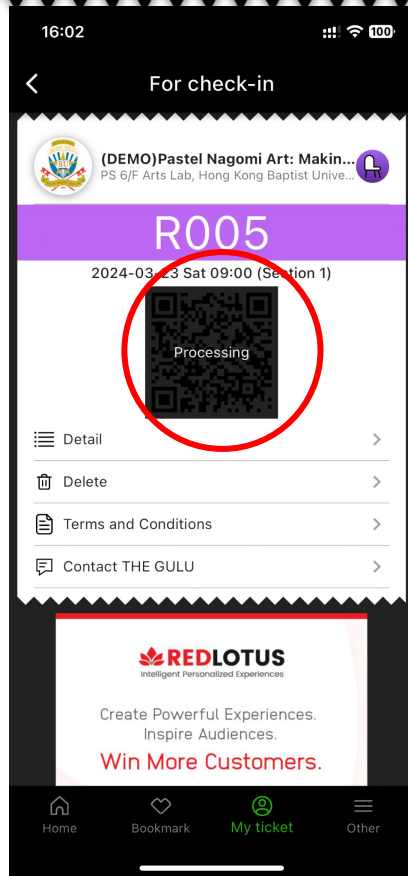



# Review your reservation

All the bookings will be saved in "My ticket" > "Reservation", they can be reviewed or to be redeemed at the workshop.



# Reservation is in "Processing"



1. If it shows "Processing", it means payment is in process and the reservation has not been confirmed.
2. In 30 minutes, the system will verify the reservation.
3. If the payment is found to be successful, it will be converted into a QR code.
4. If the payment failed is found, it will switch to "Not Accepted". Parents should rebook the same section or another section.





by



+852 2295 5922



biz@thegulu.com



www.thegulu.com



Flat C1-C3, 20/F, TML Tower,  
3 Hoi Shing Road, Tsuen Wan, NT, Hong Kong